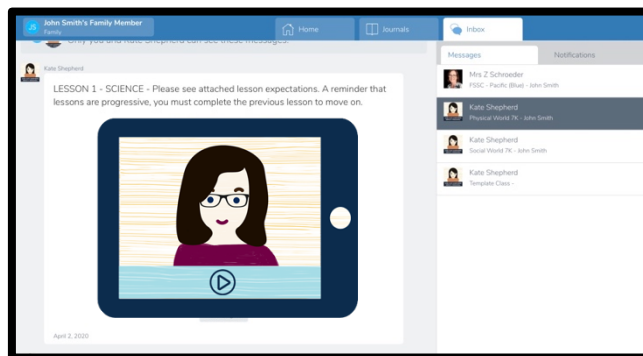




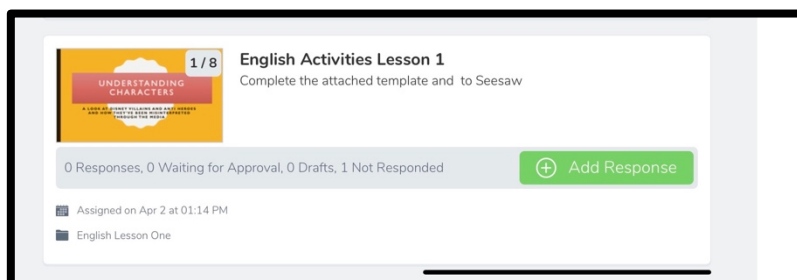
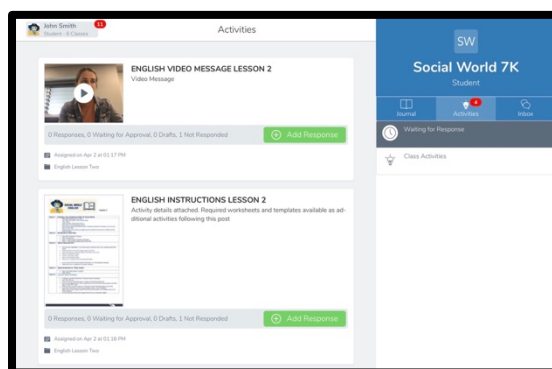
# STEPS TO FOLLOW FOR PARENTS & CARERS- SEESAW



1. Each day, lesson expectations will be sent to all parents, carers and students via a Seesaw announcement by 8.30am. This information provides a brief outline of the work to be completed by students for the lesson. This will be a 2 minute Vlog.



2. Each day, students will be required to log in to their Seesaw account and access the classrooms in line with the outlined schedule.
3. From within the classroom, students access Announcements and Activities where they will view:
  - i. A video message outlining the work required to be completed for that lesson
  - ii. The lesson instructions, outlining in explicit detail the tasks to be completed for that lesson
  - iii. The lesson resources



4. Students are required to complete and submit/upload the work as outlined by the teacher in the lesson instruction. Once students have submitted/uploaded their work, parents have the ability to view their response from their family Seesaw account. Parents and carers also have the ability to provide their child with feedback. More information about how to do this is outlined in the tutorial videos.