





Guide to Completing the Course Selection Process in OneSchool

All Year 8 students are required to engage in the Course Selection Process in OneSchool in order to determine their program of study in 2022. Before completing the process, all students should have referred to the The Compass Years – Year 9 Handbook so that they can make informed and confident selections. All students will select options in both the Prescribed Courses and Personal Endeavour Courses (PECs). It is important that each student selects six (6) preferred Personal Endeavour Courses, in the knowledge that, ultimately, their four (4) Personal Endeavour Courses for 2022 may be any of these preferences. Students must rank order their PEC preferences. Students are welcome to consult with their teachers and Heads of Departments for assistance in navigating courses.

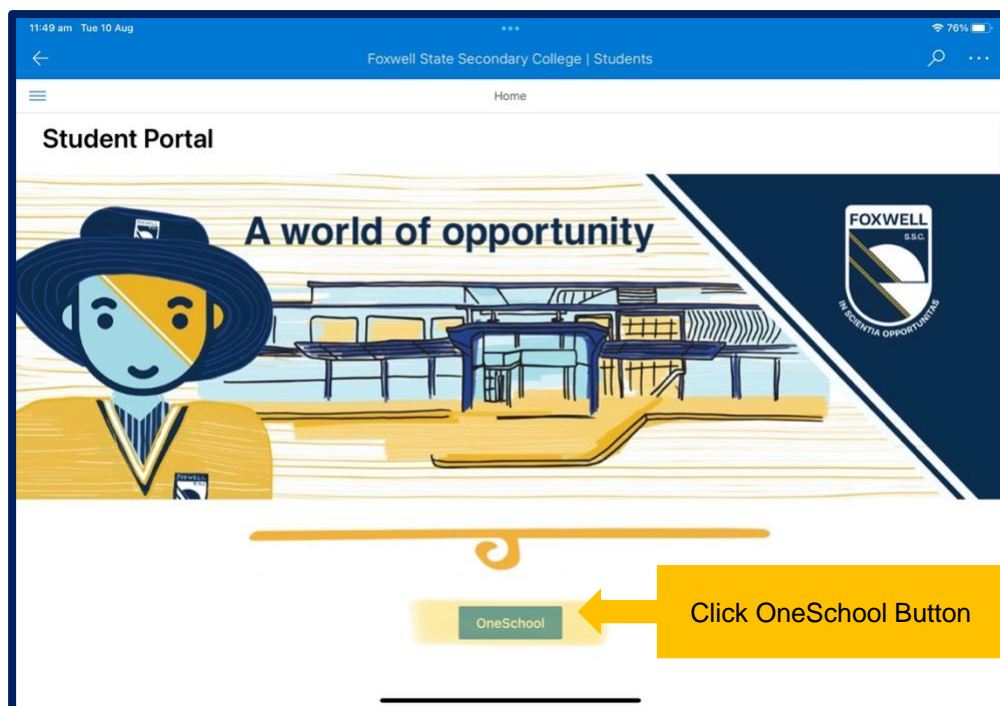
Students enrolled in Excellence Programs must ensure that they adhere to the requirements listed below, as relevant to their Program, as these will have implications for Course Selections:

Program	Required Courses	Required PECs	Suggested Courses	Additional Requirement	Other Requirements
 Advanced Learning Program	At least one (1) of: - English Extension - Literature Studies PECs - Mathematics Extension - Science Extension		Any one (1) PEC from Technologies Learning Area	Before school session	Relevant Extra-Curricular Activity
 GSTEM	At least one (1) of: - Mathematics Extension - Science Extension		Any one (1) PEC from the Technologies Learning Area	Before school session	Relevant Extra-Curricular Activity
 Creative Voices		Any one (1) PEC from The Arts Learning Area		Before school session	Relevant Extra-Curricular Activity
 Sporting Minds			Recommend 2 relevant PECs from Health & Physical Education	Before school session	Relevant Extra-Curricular Activity across the year

In selecting subjects, students will be required to follow these Steps and Guidelines:

STEP 1:

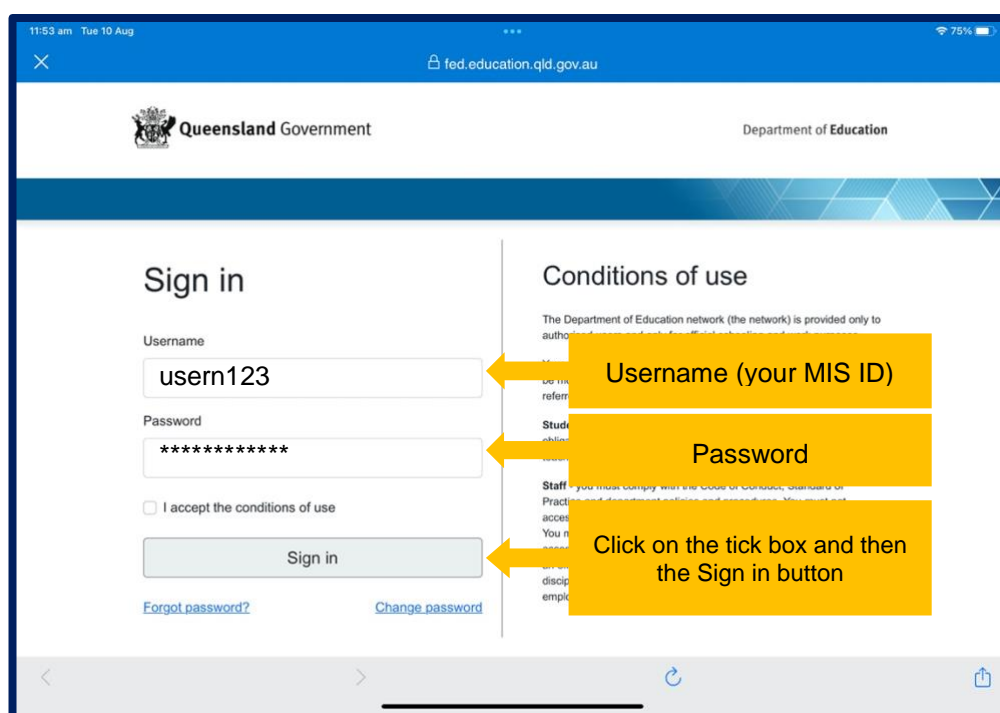
Go to Student SharePoint and click on the OneSchool button



STEP 2:

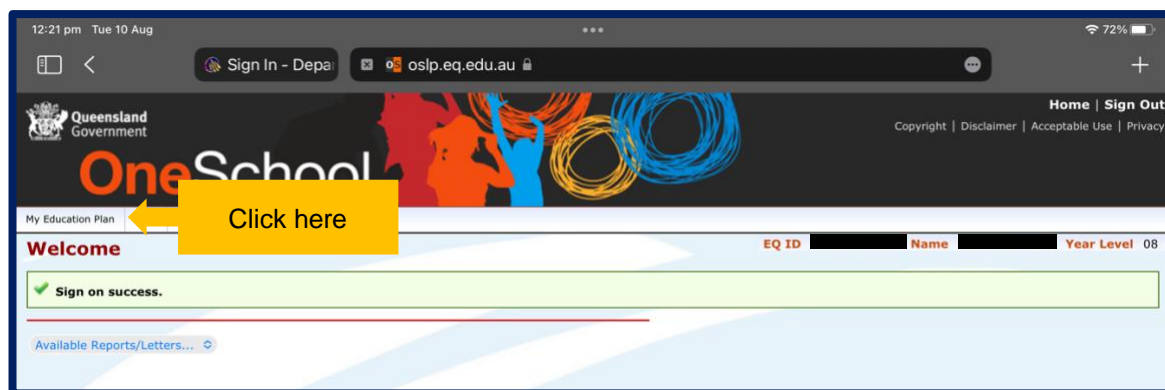
Enter your Username and Password in the OneSchool Sign in Page.

Click on "I accept the conditions of use", and then click on the Sign in button



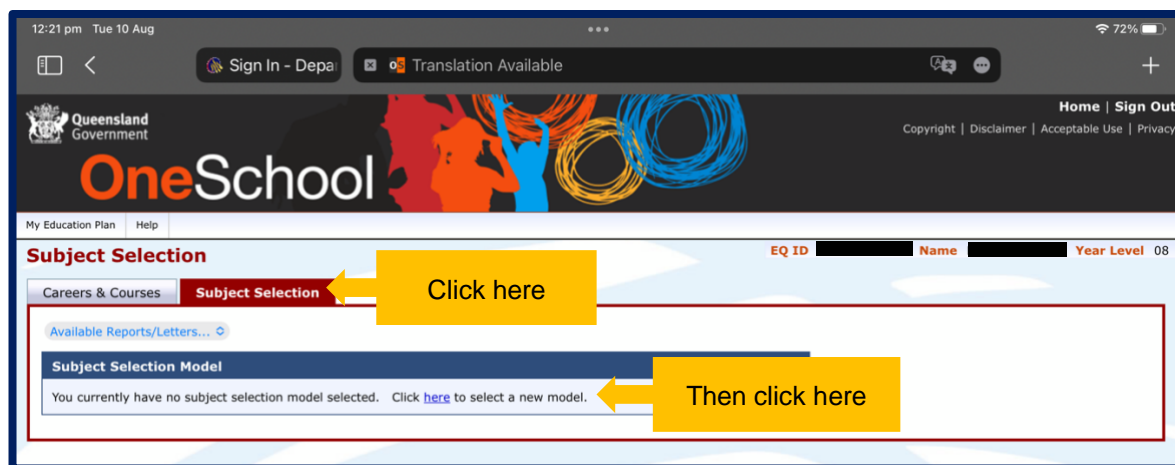
STEP 3:

You will be taken to the welcome page in OneSchool. Go to the Top Toolbar, then click on the My Education Plan tab.



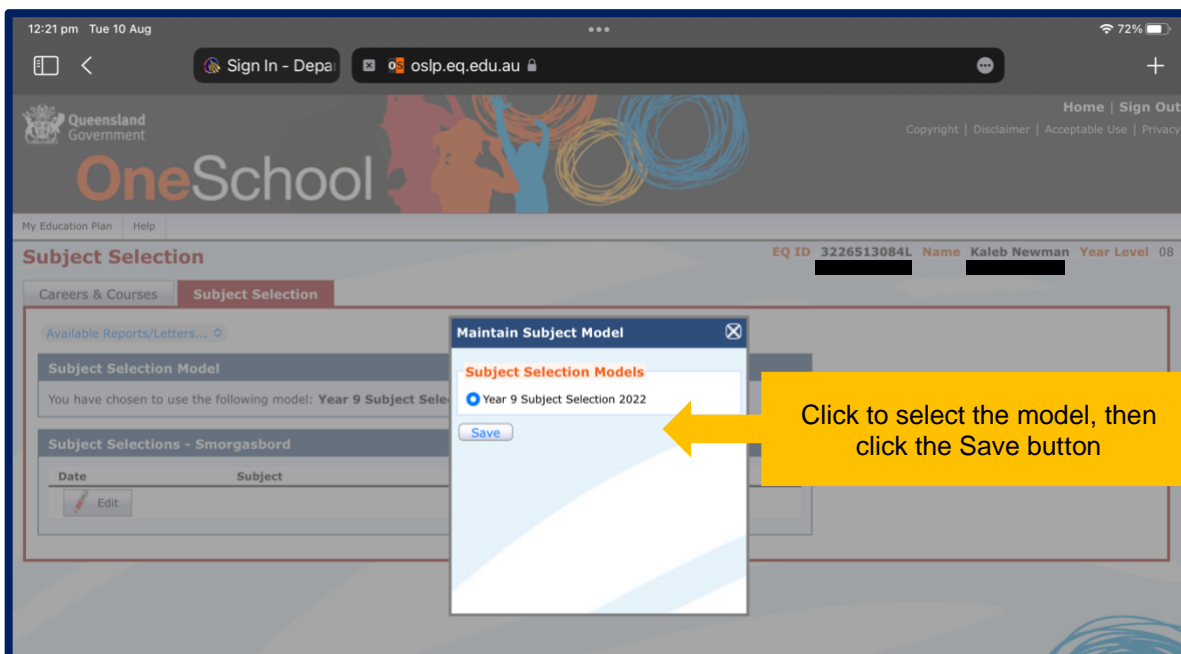
STEP 4:

Two tabs will appear under the Subject Selection; click on Subject Selection. If prompted, click on the link in the box, as seen below.



STEP 5:

You will see a box which identifies the Year 9 Subject Selection 2022 model. Click on the button to select it, and then click on the Save button.



STEP 6:

You will see another box, prompting you to edit the Subject Selections – Smorgasbord. Click on the Edit button.

12:21 pm Tue 10 Aug

Sign In - Depa oslp.eq.edu.au

Home | Sign Out

Copyright | Disclaimer | Acceptable Use | Privacy

Queensland Government

OneSchool

My Education Plan Help

Subject Selection

EQ ID [REDACTED] Name [REDACTED] Year Level 08

Careers & Courses Subject Selection

Available Reports/Letters...

Subject Selection Model

You have chosen to use the following model: **Year 9 Subject Selection 2022**. Click [here](#) to select a new model.

Subject Selections - Smorgasbord

Date	Rank Order
<input type="button" value="Edit"/>	

Click here

STEP 7: SELECTING PRESCRIBED COURSES

The following screen will now appear. SELECT from the options in the yellow boxes

- Health and Physical Education (only one option, so click on this selection)
- English OR English Extension
- Maths OR Maths Extension
- Science OR Science Extension

SELECT one (1) of the following:

- What Does it Mean to be Human? (History & Philosophy) OR
- Youth Justice (Civics & Citizenship) OR
- Creating a Business (Economics & Business) OR
- Food Sustainability (Geography)

12:21 pm Tue 10 Aug

oslp.eq.edu.au

My Education Plan Help

Subject Selections - Smorgasbord

SELECT 1

English	Mathematics	Science	Humanities and Social Sciences	HPE
<input type="checkbox"/> English	<input type="checkbox"/> Mathematics	<input type="checkbox"/> Science	<input type="checkbox"/> Creating A Business	<input type="checkbox"/> World
<input type="checkbox"/> English Extension	<input type="checkbox"/> Maths Extension	<input type="checkbox"/> Science Extension	<input type="checkbox"/> Food Sustainability	<input type="checkbox"/> First
<input type="checkbox"/> Literature Studies Fairy Tales			<input type="checkbox"/> What Does It Mean To Be Human?	<input type="checkbox"/> Health and Physical Education
<input type="checkbox"/> Literature Studies Science Fiction			<input type="checkbox"/> Youth Justice	<input type="checkbox"/> Specialist Coaching

SELECT HPE

The Arts	Technologies	Languages	Other
<input type="checkbox"/> Ceramics	<input type="checkbox"/> App Development and Game Design	<input type="checkbox"/> Anime	
<input type="checkbox"/> Drama All the World's A Stage	<input type="checkbox"/> Autonomous Technology for the Future	<input type="checkbox"/> Japanese 1	
<input type="checkbox"/> Film Production	<input type="checkbox"/> Build It and They Will Come	<input type="checkbox"/> Japanese 2	
<input type="checkbox"/> Music Rock To Blues	<input type="checkbox"/> Coding and Robotics	<input type="checkbox"/> Visit Japan	
<input type="checkbox"/> So, You Think You Can Dance?	<input type="checkbox"/> Food and Hospitality Practices		
<input type="checkbox"/> Sound Production	<input type="checkbox"/> Food and Nutrition		
<input type="checkbox"/> Visual Art Myths and Fables	<input type="checkbox"/> Maritime Engineering		
	<input type="checkbox"/> Sustainable Industrial Technologies		
	<input type="checkbox"/> The Designers		

STEP 8: SELECTING PERSONAL ENDEAVOUR COURSES (PECs)

Now select 6 PECs from the blue boxes

- SELECT four (4) Personal Endeavour Courses (PECs)
- SELECT two (2) back up Personal Endeavour Courses (PECs) in case first preference choices are not available.
- IF CHOOSING Japanese, students must:
SELECT either Continuing Japanese 1 OR Anime
PLUS
SELECT either Continuing Japanese 2 OR Visit Japan

EXCELLENCE PROGRAM STUDENTS – CHECK YOUR PROGRAM REQUIREMENTS

The screenshot shows the 'Subject Selection - Smorgasbord' interface. It displays a grid of course categories with checkboxes for selection. The categories and their contents are:

- English:** English, English Extension, Literature Studies Fairy Tales, Literature Studies Science Fiction.
- Mathematics:** Mathematics, Maths Extension.
- Science:** Science, Science Extension.
- Humanities and Social Sciences:** Creating A Business, Food Sustainability, What Does It Mean To Be Human?, Youth Justice.
- HPE:** Eat To Save the World, First Aid, Health and Physical Education, Specialist Coaching, Stand Up Speak Up, Train Like A Pro.
- The Arts:** Ceramics, Drama All the World'S A Stage, Film Production, Music Rock To Blues, So, You Think You Can Dance?, Sound Production, Visual Art Myths and Fables.
- Technologies:** App Development and Game Design, Autonomous Technology for the Future, Build It and They Will Come, Coding and Robotics, Food and Hospitality Practices, Food and Nutrition, Maritime Engineering, Sustainable Industrial Technologies, The Designers.
- Languages:** Anime, Japanese, Japanese 1, Japanese 2, Visit Japan.
- Other:** (Empty)

STEP 9: ORDERING PECs IN PREFERENCE

Using the arrows, order your preference from most to least preferred. In the example below, Drama is the most preferred course, following by Creating a Business, and so on.

The screenshot shows the 'Subject Selection Rank Order' interface. It displays a list of selected courses ranked by preference, with arrows indicating the order. The courses and their rank order are:

Subject	Sort Order
Drama All the World'S A Stage	1 (Up arrow)
Creating A Business	2 (Up arrow)
So, You Think You Can Dance?	3 (Up arrow)
Maths Extension	4 (Up arrow)
First Aid	5 (Up arrow)
English	6 (Up arrow)
Science	7 (Up arrow)
Japanese 1	8 (Up arrow)
Autonomous Technology for the Future	9 (Up arrow)
Anime Japanese	10 (Down arrow)

STEP 10:

Click Save to finalise your selections.

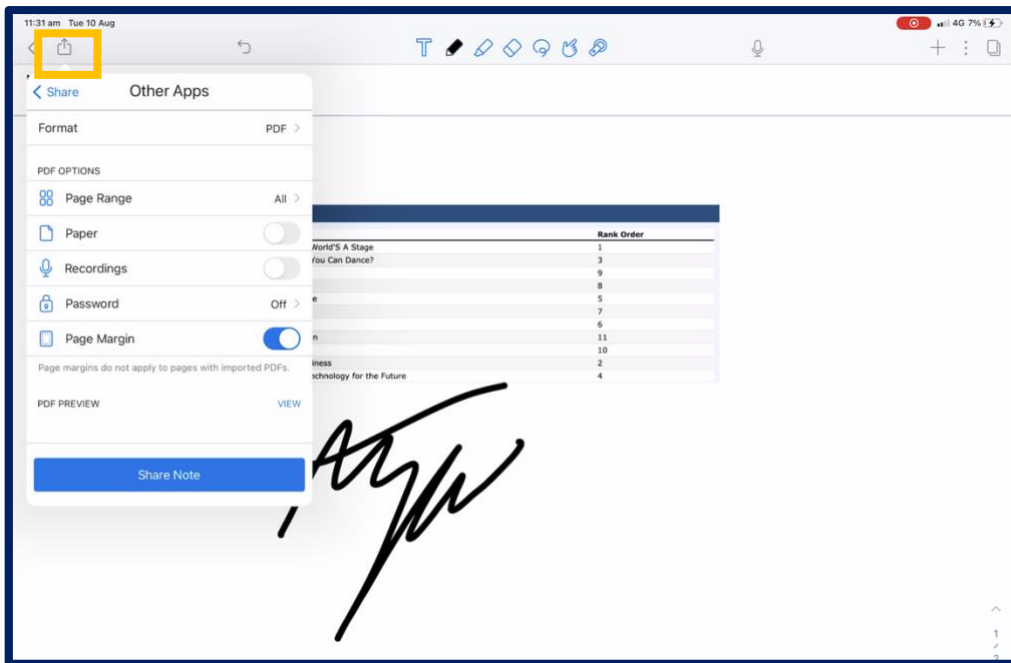
STEP 11: EMAIL YOUR ENDORSED SELECTIONS

After you have saved your selections, go back into the Subject Selection tab, as in Step 4.

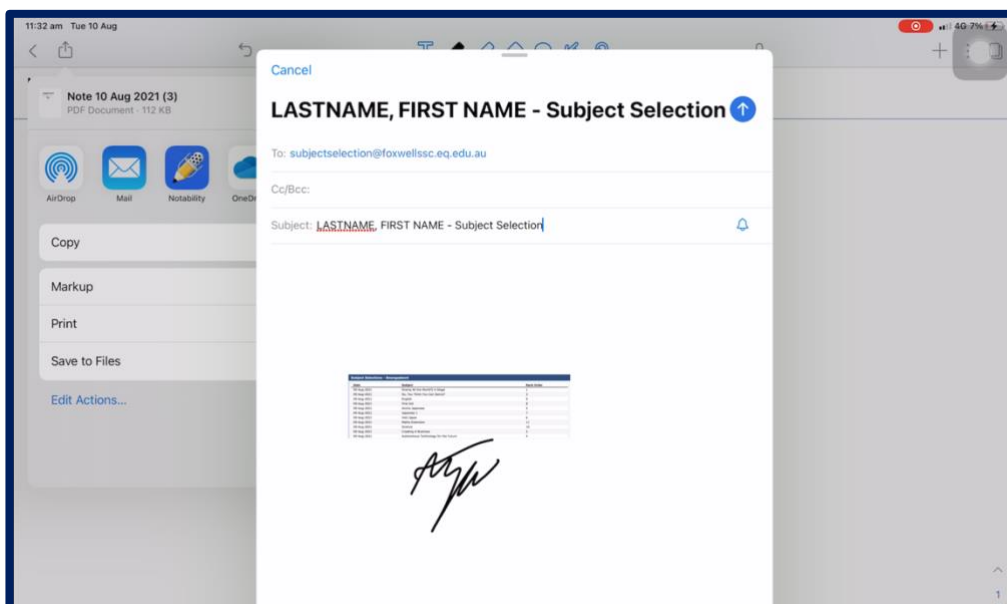
Take a screenshot of the page, and then import that screenshot to your Notability.

Both parent/carer and student must sign underneath the screenshot of the table of selections. To do this, use your Apple pencil.

Then, click on the share icon in the top left toolbar. Click "Other Apps" and then click on the "Share Note" button



Email the signed screenshot to SubjectSelection@foxwellssc.eq.edu.au with the student's last name then surname in the subject header.



If you have any questions regarding this information, please contact Dianne Nicolas, Deputy Principal, via dnico0@eq.edu.au

If you are experience technical issues, please contact techsupport@foxwellssc.eq.edu.au

